

Spring Festival

[early April ~ early May]
Peak bloom for about two million
spring flowers
Iceland poppies Tulips
Suisen Fantasy Nemophilas



Summer Festival

[early July ~ late August]
The summer offers a myriad of
memory-making fun activities.
Splash pool for kids
Japanese rhinoceros beetle
Sunflowers



Seasonal attractions

Autumn Festival

[late September ~ middle of October]
Under an autumn sky, a variety of events
take place- flowers, sports, arts, cultural
and traditional events, and more.
Cosmos Kagura (Shinto music and dance)
Rice harvesting



Winter Illumination

[late November ~ late December]
The winter night sky is warmly
wrapped by illumination.
Enjoy a romantic sensation!

Winter peonies
Bonfire
Indoor garden



★★★★★ Approved by Japan Auto Camping Federation

Bihoku Auto Village

Largest auto campsite in western Japan.
Equipped with full facilities to ensure
safety even for beginners.



Open March ~ December **Facility maintenance fees** *Including admission to the park.
*Group fee applies for groups of 20 or more persons.

	Seniors (65 years or older)	Adults (15 ~ 64 years old)	Children (elementary and junior high school students)
Closed Mondays (Sunday night camping allowed.)			
(Open when Monday or the day immediately after Monday falls on a national holiday, as well as during Golden Week and summer holidays.)			
	General	¥520/night	¥720/night ¥140/night
	Group	¥510/night	¥90/night

Information on facilities

Campsites	38 Passenger car campsite	Facilities	Power supply (additional ¥510), sink (kitchen table), water supply and drainage	
		Fees	¥3,090/night	
	21 free sites	Facilities	Kitchen facilities in nearby lavatory/kitchen block are available. No power supply.	
		Fees	¥1,540/night	
	13 camping car sites	Facilities	Power supply (additional ¥510), sink (kitchen table), water supply and drainage *There is one communal dump station.	
		Fees	¥4,110/night	
	Day camp	Fees	¥1,030 *9:30 a.m. ~ park closing time (varies according to season)	
Lodging facilities	15 cottages for 4 persons (including 2 barrier free cottages)	Facilities	Kitchen (hot water supply), flush toilet, hot water shower, bath, bed, air-conditioner, TV antenna electric outlet, power supply, gas stove, refrigerator, washroom (hot water supply, electric outlet, mirror)	
	4 cottages for 6 persons	Fees	For 4 persons.....¥15,430/night	Day use: ¥7,700/day
			For 6 persons.....¥18,510/night	Day use: ¥9,260/day
	A permanently stationed trailer house for 6 persons	Facilities	Kitchen (hot water supply), flush toilet, hot water shower, bed, air-conditioner, power supply, TV antenna electric outlet, gas range, refrigerator, washroom (hot water supply, electric outlet, mirror)	
		Fees	¥15,430/night	Day use: ¥7,710/day

* Time for day use: 9:30 a.m. ~ park closing time (varies according to season)

Weekday discount (excluding free sites)	¥1,000 discount from fees	Weekday discount for seniors When users include a senior of 65 years or older	50% discount from fees
--	---------------------------	--	------------------------

*Discount does not apply for a weekday immediately preceding a national holiday, or during spring holidays, Golden Week and summer holidays.

Bihoku Auto Village Reservations & Inquiries **TEL0824-72-8800**

1300, Kamihara-cho, Shobara-shi, Hiroshima TEL 0824-72-8000 FAX 0824-72-8803

Information

Open	*Last entry is one hour prior to closing.
March 1 ~ June 30	9:30~17:00
September 1 ~ October 31	9:30~17:00
July 1 ~ August 31	9:30~18:00
November 1 ~ End of February	9:30~16:30

Admission fees	Seniors (65 years or older)	Adults (15 ~ 64 years old)	Children (elementary and junior high school students)
General	¥210/day	¥450/day	¥0/day
Group	¥210/day	¥290/day	¥0/day
Annual passport	¥2,100/year	¥4,500/year	¥0/year

*Group admission applies for groups of 20 or more persons who are elementary school students or older.

Parking fee	Light & standard-sized cars	Large-sized cars	Motorbikes
General & group	¥310/day	¥1,030/day	¥100/day
Annual passport	Free	Free	Free

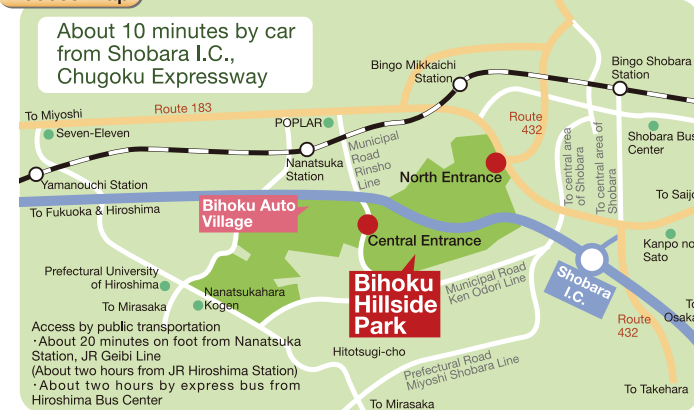
Closed

- Every Monday
- Year end and new year holidays (December 31 & January 1)

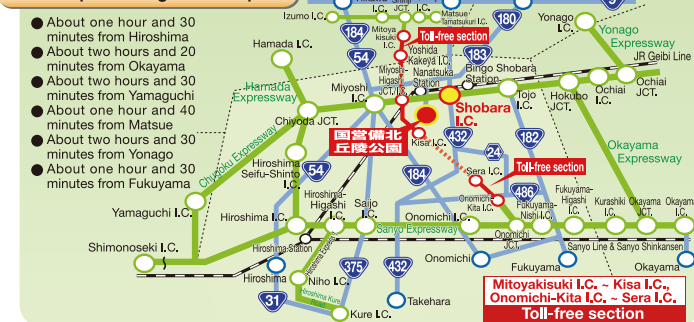
*When Monday falls on a national holiday, the park is closed on that Tuesday following the Monday.

*The park is open every day during the Spring Festival, Summer Festival, Autumn Festival and Illumination period.

Access Map



Time required to get to the park



Inquiries

<http://www.bihoku-park.go.jp/>

Bihoku Park Management Center
4-10 Mikkaichi-cho, Shobara-shi, Hiroshima 727-0021

TEL0824-72-7000



2015.4

Bihoku Hillside Park



Tulips

Japanese Rhinoceros Beetle

Bihoku Hillside Park Guide Map

BIHOKU HILLSIDE PARK GUIDE MAP



Cosmos

Illumination

Welcome to a space with abundant flowers,
fun activities and magical lights!

<http://www.bihoku-park.go.jp/>

Information

Rental Bicycles

Central Entrance Cycling Center & North Entrance Cycling Center

	Bicycles	Power-assisted bicycles (26 inches)
	Adults	Children (junior high school students and under)
Up to 2 hours	¥260	¥100
Each 30 minute extension	¥100	¥50
	¥510	¥200

*For business days of North Entrance Cycling Center, please make an inquiry.

Ground Golf Course

Approved by the Japan Ground Golf Association

Green fees (for repairing start mats and hole posts)	¥100
--	------

Rental fees for clubs and balls (players are allowed to bring their own clubs and balls)	¥100 +deposit money
---	---------------------



Free Rental Items

Name	Baby carriages	Wheelchairs	Electric scooters	Handcarts
Central Information	○	○	○	○
North Information	○	○	×	○

- There are limited numbers of stock.
- These cannot be reserved.
- Use of an electric scooter requires an attendant.

Cars for aged persons Free

An electric car is operated for those who have difficulty in walking.

- Round trips between "Naka no Hiroba" and "Lakeside Rest House"
- Every 30 minutes ● Service is suspended from December through February.



Barbecue Corners

Oshibafu Hiroba barbecue corner <Oshibafu Hiroba>

North Entrance barbecue corner < North Entrance – Lakeside Hiroba>

- Main facilities: water supply, sink, table (North entrance)
- Reservations are not required.
- Food and equipment can be brought into the barbecue corners.
- When barbecue corners are crowded, please refrain from monopolizing the facilities.



Road Train

- Boarding: Nakano Hiroba (only one place)
- Alighting: 8 places
- Operating time: 10:00, 11:00, 13:00, 14:00, 15:00, 16:00
- Fee: ¥310 (one ride)
Free for children younger than 3 years old



Restaurants & Shops

- *About business days of each establishment, please make an inquiry.
- *About meals or box lunches for groups, please make an inquiry.
- Only for Oshibafu Hiroba barbecue corner, reservations for rental equipment and food are available.
- Prior reservations are required.

Restaurants	Locations
Naka no Chaya	Naka no Hiroba
Barbecue House	Naka no Hiroba
Lakeside Rest House	Oshibafu Hiroba
Restaurant Kunikane	North Entrance Center Kunikane
Snack Corner Kyukun	North Entrance Center Kunikane

Reservations & Inquiries **Green Winds Satoyama TEL0824-72-7211**

Play Facilities

Oshibafu Hiroba

The 80,000m² (8 ha) lawn park includes play facilities for day-long fun for the whole family! Enjoy downhill grass sledding!



25 Slope for kids



26 Kyu no Oka



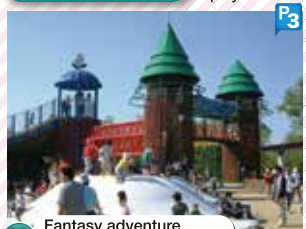
27 Forest Athletic Course



29 Big Ball

Tsudoi no Sato

Sports facilities and abundant nature in this active area for enjoyment of physical activities.



30 Fantasy adventure equipment: Kyu no Mori



34 Ground golf course

32 Sports ground

33 Clubhouse

Iko no Mori

This area of the park preserves the natural environment full of abundant nature. Harmonize and learn about nature.



35 Beetle Dome


*Open only in summer.

Bihoku Auto Village

15 Passenger car campsite



17 Splash pool for kids



16 Cottages

An auto campground, rich in nature, surrounded by forests. Even beginners can have fun and feel safe!

Naka no Hiroba

Passing through the gate of the Central Entrance, you are welcomed by Naka no Hiroba. An illumination festival is held in the winter, with fantastic illumination wrapping around the inside of the park.


1 Naka no Hiroba

2 Central Entrance Cycling Center

3 Naka no Chaya 4 Terraced paddy field

Hana no Hiroba

6 Flower observatory




5 Flowers of the season

In this flower garden with a total site of 15,000 m² (1.5 ha), you can see tulips and Iceland poppies in spring, and cosmos in autumn. In this colorful dreamlike space, you can enjoy moments away from your everyday life.

Minori no Sato

9 Narcissus garden (late March ~ early April)



7 Entrance Center Kunikane

15 Dog run

8 Lakeside Hiroba 10 Pear garden (flowers: middle of April)

11 Hiking trail under trees 16 Sunflower field

12 Playfield (disk golf course)

13 North Entrance Cycling Center

14 North Entrance Barbecue Corner



Satoyama (countryside of Japan) Experience

The original landscape of the Bihoku region has been reproduced, including residences, farmhouses, rice fields and vegetable fields. Nostalgic Satoyama offers opportunities for fun experiences.



Soba-making experience



Straw work experience



Ancient tatar iron-making experience



Wood/bamboo work class



Pottery class

For reservations and inquiries, please contact the Park Management Center. Tel 0824-72-7000